

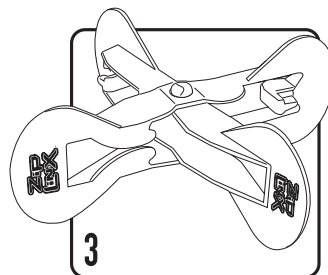
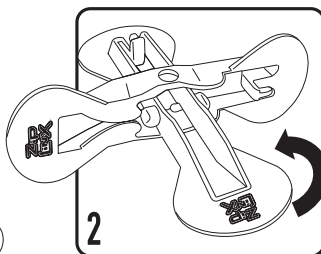
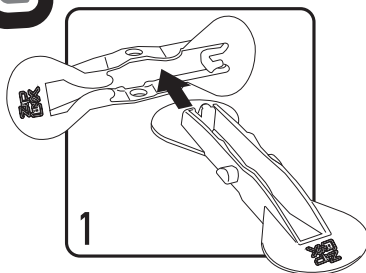


# HIGH-FLYING CHAIN-REACTION FUN!

SCAN THE QR CODE  
TO SEE VIDEO  
INSTRUCTIONS!

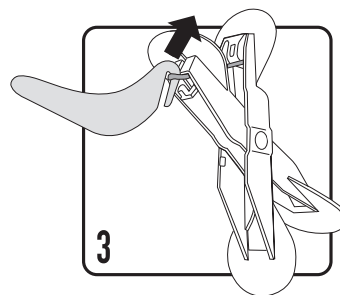
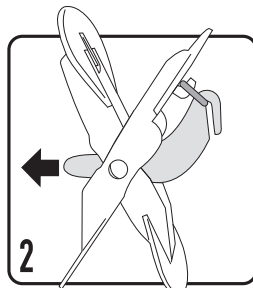
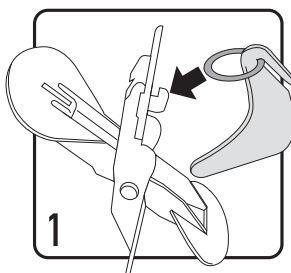


## 1 ZIPLINX ASSEMBLY

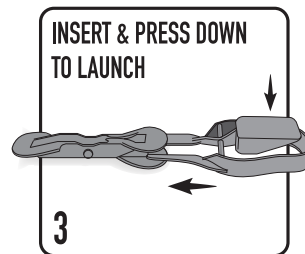
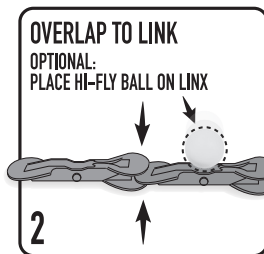
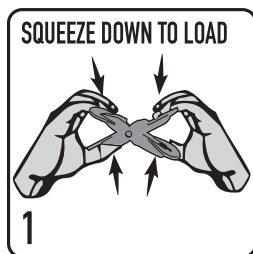


## 2 ATTACH POWER BAND BEFORE USE

NOTE: BANDS ARE SHIPPED  
UNATTACHED TO KEEP ZIPLINX FROM  
BEING DAMAGED DURING SHIPMENT



## 3 LOADING ZIPLINX

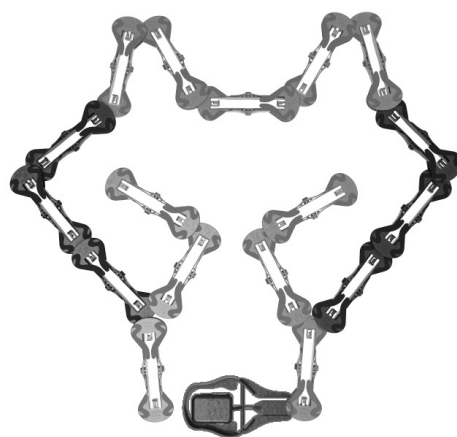


HERE ARE TWO  
DESIGNS TO GET  
YOU STARTED!

PLEASE NOTE: ALWAYS CHECK YOUR ZIPLINX BEFORE USE. CHECK FOR  
LOOSE PARTS OR SIGNS OF WEAR AND TEAR. DO NOT USE IF DAMAGED.  
ONLY USE POWER BANDS PROVIDED AND ATTACH ONLY ONE PER LINX.

USE YOUR BEST JUDGEMENT WHEN PLAYING WITH ZIPLINX. USE ON A  
SMOOTH, FLAT, LEVEL TABLETOP FREE OF OBSTACLES. WHEN LAUNCHING  
ZIPLINX, NOTHING SHOULD BE DIRECTLY ABOVE THEM.

TO KEEP ZIPLINX FROM LAUNCHING BEFORE COMPLETING YOUR DESIGN,  
WAIT UNTIL YOU ARE DONE BEFORE INSERTING THE LAUNCHER KEY.



FIND MORE IDEAS AT [WWW.ZIPLINX.COM](http://WWW.ZIPLINX.COM)

Distributed by John Adams Leisure Ltd. John Adams Leisure Ltd. is constantly endeavouring to improve quality standards and therefore colours, sizes and contents may sometimes vary from those shown. Packaging and leaflets printed on recycled paper wherever possible. John Adams Leisure Ltd., PE28 4YA, England. EU authorised representative: John Adams Leisure EU Ltd., D06 H685, Ireland.

For customer services call 01480 414361 or email [customerservices@johnadams.co.uk](mailto:customerservices@johnadams.co.uk)

Please retain this information for reference. MADE IN CHINA.

To see more of our range visit [www.johnadams.co.uk](http://www.johnadams.co.uk)