

IDEAL[®]

AGES
4+ | 2-4
PLAYERS

Soggy Moggy[®]

Contents:


- Soggy Moggy unit with fish bowl
- Soggy Moggy rubber head
- Gameboard
- Fish-shaped playing pieces x4
- Water-spraying fish
- Dice x1
- Instructions

Object:

Soggy Moggy is a naughty cat. She has been pawing at her owner's fish bowl and most of the fish have jumped out. Race to get your fish back into the bowl as quickly as possible, but watch out when Soggy Moggy shakes!

Setting up the game for the first time:

- 1 Add 3 x AA batteries as described later in this leaflet.
- 2 Turn on the game using the switch located under the base.
- 3 Stretch Soggy Moggy's rubber head over the top section of the main game unit.



- 4 Press Soggy Moggy's tail into the hole at the base of her back.



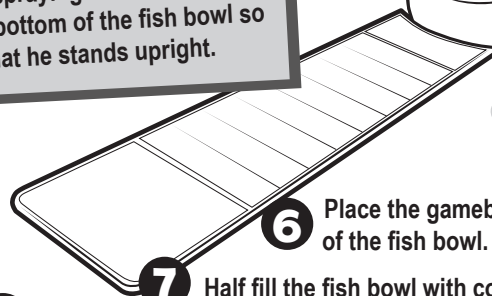
- 5 Press the base section of the water-spraying fish into the hole in the bottom of the fish bowl so that he stands upright.



- 6 Place the gameboard in front of the fish bowl.



- 7 Half fill the fish bowl with cold tap water.



- 8 Soggy Moggy can spray quite a lot of water, so make sure you put down newspaper to protect your table top.

8

How to play:

- Each player selects a fish playing piece and places it on the picture of the water bowl at the end the gameboard.
- The youngest player rolls the dice and moves their playing piece up the gameboard to the next space which matches the colour rolled.
- If the word **ANY** is rolled, move your fish up the gameboard to the next available space of whichever colour you choose.
- If the space landed on shows any paw prints, the player must press the button next to Soggy Moggy the same number of times as the paw prints shown.



If a paw print is rolled, the player does not move, but must press the button one time.

When the button is pressed:

- When the button is pressed, Soggy Moggy will paw at the fish in the bowl and the outcome will be either of the following:
 - If the fish in the bowl doesn't get angry, play simply passes to the next player, who rolls the dice and moves their playing piece following the rules mentioned earlier.
 - If however, the fish in the bowl gets mad, he will spray water into Soggy Moggy's face and she will shake her head to get the water off. **Press the button again to stop the water spray.** The player who made Soggy Moggy shake must move their playing piece backwards to the closest space which matches the colour of their playing piece. Play now moves to the next player.

Reaching the final multi-coloured gameboard space:

- When players reach the final multi-coloured space, they must wait there until their next turn.
- When it is their turn to play again, the player must push Soggy Moggy's button one time **BEFORE** rolling the dice.
- If pushing the button gets Soggy Moggy shaking, that player has to go back to the closest space that matches their playing piece colour and play passes to the next player.
- If however nothing happens, then that player can roll the dice and if they roll their own playing piece colour, they can jump their fish into the bowl.

Winning the game:

- The first player to get their fish back into the fish bowl wins.



Caring for Soggy Moggy:

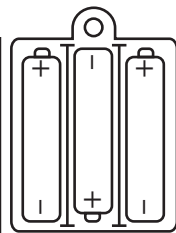
- When playing the game, don't let the fish bowl run dry. Remember to add water to the bowl when it has been sprayed out.
- Only fill Soggy Moggy's fish bowl with cold tap water as other liquids may be harmful to people and could damage the game.
- After playing, always tip any remaining water out of the fish bowl. Press the button until Soggy Moggy shakes to clear any residual water. Pat Soggy Moggy dry with an absorbent cloth or kitchen towel, then leave out of the box until completely dry.
- Do not mechanically wash or dry on or near direct sources of heat.
- Do not let the base unit stand in water and take care not to get the ON/OFF switch and battery box wet when playing.
- Soggy Moggy's performance may be affected by battery life. Always use fresh batteries.
- To avoid damaging the electronics, do not pour water over the product. Only pour water into the fish bowl.

Battery Safety Information

- SOGGY MOGGY requires 3 x AA batteries (not supplied).
- We recommend alkaline batteries for optimum performance.
- An adult should install the batteries and take note of the following – open the cover on the base of the unit by using a cross head screwdriver. Insert the batteries making sure the + and – signs on the batteries are aligned with the corresponding + and – markings inside the compartment.
- Do not recharge non-rechargeable batteries.
- Different types of batteries or new and used batteries are not to be mixed.
- Rechargeable batteries are to be removed from the toy before charging them.
- Rechargeable batteries are only to be charged under adult supervision.
- Only batteries of the same or equivalent type as recommended are to be used.
- Insert batteries in the correct polarity.
- Remove exhausted (used) batteries from the toy.
- Remove batteries from the toy if it is not going to be used for a long period of time.
- Do not short-circuit the supply terminals.
- Batteries should be replaced by an adult.
- Do not attempt to power battery products from the mains supply and do not insert connecting wires into electrical socket outlets.
- Dispose of used batteries at a recycling point. Never dispose of batteries in fire.



Disposal of old electrical equipment. This symbol on the product or its packaging indicates that this product should not be treated as household waste. Instead it should be handed over to your local Civic Office, your household waste disposal service or the place you purchased this item from.



© 2022 John Adams Leisure Ltd. IDEAL® & SOGGY MOGGY® are registered trademarks of John Adams Leisure Ltd. John Adams Leisure Ltd., Hercules House, Pierson Road, Enterprise Campus, Alconbury Weald, Huntingdon, Cambridgeshire. PE28 4YA. England. EU authorised representative: John Adams Leisure EU Ltd., 1 Castlewood Avenue, Rathmines, Dublin 6, D06 H685, Ireland.

For customer services call 01480 414361 or email customerservices@johnadams.co.uk

Please retain this information for reference. MADE IN CHINA.

To see more of our range visit www.idealboardgames.co.uk

**WARNING! Not suitable for children under 36 months.
Choking hazard – contains small parts.**

