


Scribblish[™]!

The fun family drawing game of how THIS became THAT

CONTENTS: 6 Scribblish Pencil Scrolls, 100 Scribblish THIS Cards, 100 Scribblish THAT Cards, 6 Funny/Mine Tokens, 2 Scribblish Paper Pads, Sand Timer, 6 Pencils.



SETTING UP


1. Place the THIS & THAT cards in the centre of the table.
2. Each player gets a Scribblish sheet, a pencil scroll, a Funny/Mine token and a pencil.
3. Each player picks up a THIS and THAT card from the decks.
4. You can look at them, but don't show anyone else. You are now ready to play.

HOW TO PLAY

1. Firstly, everyone writes their name at the top of their Scribblish sheet and then slides it into the groove of the pencil scroll. Now twist the eraser end of the pencil scroll to wind up the sheet slightly, hiding your name!

(The pencil scroll is made up of 2 pieces, an inner and outer part. Twist the inner red part of the pencil scroll round, so the horizontal groove lines up with the outer pencil groove.

Then slide your Scribblish paper into the grooves, so it is held by the pencil.)



2. Next everyone chooses a caption by combining one of the three words from each of the THIS and the THAT cards.
(For example – Whale ...on a plane).
Feeling confident? For trickier gameplay, players are restricted to using a word of a specific colour from each of the cards.
This colour is nominated before players look at their cards!
3. Got your caption? Next write the caption in the speech bubble at the top part of the paper.
4. Now turn over the sand timer, all players must draw a picture to go with their caption in the drawing box beneath it.
5. When the timer runs out, twist the end of the pencil scroll again, so the paper winds up inside the pencil. The only part of the Scribblish sheet that should be exposed is the score bar part at the bottom.
(If you accidentally wind too far and the sheet disappears, don't worry! Simply pull the inner part of the pencil scroll out. You'll be able to remove the sheet and once the inner part is replaced, attach the sheet and wind once more.)
6. Then place all of the Scribblish pencil scrolls in the centre of the table. One player mixes them up, while the other players shut their eyes, so no-one knows whose pencil scroll was whose. Next everyone picks a pencil scroll.
7. Holding your pencil scroll, pull the paper out just enough to see the drawing, but not the caption!
(If you get the scroll you've just had, it doesn't matter.)
8. Now start the timer and everyone creates a funny caption for the drawing they see. Be as creative as you like.
9. When the timer runs out, wind your paper back into the pencil scroll by twisting the end. The only part of the Scribblish sheet that should be exposed is the score bar at the bottom.
10. Once again, place all the pencil scrolls into the centre of the table and one of the players mixes them up whilst the other players shut their eyes. You guessed it...everyone picks a Scribblish pencil scroll.


11. Keep alternating captions and pictures until you come to the end of the paper.

SCORING

1. Once you have written the last caption on the sheet and the timer has run out, line up the scrolls next to each other in view of all players. Make sure only the caption you have just written is visible.
2. Next everyone guesses which sheet was originally theirs and places their Mine token on it. It's okay if two or more players think the same scroll was theirs.
3. Scroll by scroll each sheet is unravelled, revealing who started each of the Scribblish sheets.
4. If you guessed correctly that the sheet was originally yours, tick the Match circle at the bottom of your sheet in the score bar.
5. Once everyone has their sheets, flip over your Mine token to show the Funny side. Now place it next to the picture or phrase on your sheet that tickles your funny bone the most!
6. If you were responsible for a Funny picture and/or caption, tick a Funny circle at the bottom of your sheet in the score bar for each funny token awarded.
7. You can either end the game there or have another round of Scribblish!
8. When you decide to end your game simply add up the points on the bottom of your Scribblish sheets. The player with the most points is the winner!

So good luck and enjoy, if you fail to understand any of these rules or you want to change them you can!

Remember it's a game and as long as you are all in agreement, the rules can be flexible!



© 2021 John Adams Leisure Ltd. IDEAL® is a registered trademark of John Adams Leisure Ltd.

John Adams Leisure Ltd., Hercules House, Pierson Road, Enterprise Campus, Alconbury Weald, Huntingdon, Cambridgeshire. PE28 4YA, England.

EU authorised representative: John Adams Leisure EU Ltd., 1 Castlewood Avenue, Rathmines, Dublin 6, D06 H685, Ireland.

For customer services call 01480 414361 or email customerservices@johnadams.co.uk

Please retain this information for reference. MADE IN CHINA.

To see more of our range visit www.idealboardgames.co.uk